

## Fitting of and care



### Fitting/Safety

The construction of rooms should be suitable for fitting kitchens, i.e. the wall construction has to be suitable for fitting wall units.

Furthermore, it has to be checked if the supplied fixing materials are suitable for the wall construction. As standard fixings for solid walls (concrete, solid brick, perforated brick, hollowblock but not gas concrete) are supplied. If different fixings are necessary they have to be provided on site.

In order to avoid tilting of the tall units, they have to be fitted to the wall, even if they are connected with wall units.

Also base units planned on a wall or island solution have to be secured to prevent tilting.

Wall units hanging on their own have to be fixed additionally with two provided safety angle brackets (WB 51) to avoid unhinging on the wall unit mounting bar by accident.

On principle all units have to be joined by using the supplied screws.

The fitting of the kitchen should be solely done by an experienced worker. Please note in this context that all electrical and gas connections as well as water and waste water connections are to be fitted by qualified persons only, considering the current safety regulations.

It is security-relevant and not allowed to remove or omit or change any parts or to combine them with parts of other manufacturers (unless it is common within the lines of kitchen fitting).

If parts are to be combined with parts made by other manufacturers, this must be investigated in consultation with the kitchen manufacturer before they are installed.

Kitchen furniture – especially the moving parts – is subjected to high loads in the course of time. For your own safety, check whether individual parts may have loosened and become insecure. In many cases, nothing more will be needed than to retighten a screw.

### Cleaning instructions

There are many substances in the home which are difficult to remove completely from certain surfaces after some time. Grease splashes and marks should always be wiped off immediately. All you need to clean your units, shelves, drawers and pull-outs is a slightly damp cloth with some liquid household cleaner or glass cleaner on it. It's important to dry them off with a soft cloth afterwards. If the cloth is too wet, residual moisture can enter the joints and cracks, causing your furniture to swell up and spoiling its appearance and function.

Never use scouring agents, furniture polish, floor polish, cellulose lacquer or artificial resin thinners, acetone or similar cleaners. Do not use steel wool or sponge scourers. In general the instructions of the particular cleansing agent manufacturer have to be followed. Usually they are found on the rear label of the cleansing agent. Cleansing agents which contain e.g. alcohol or spirit can damage the furniture surface. Protective foils have to be removed immediately after or during installation.



cleaner	mild soapy water	grease cleaner	glass cleaner	dirt eraser (moist)
<b>Doors</b>				
direct lacquer satin	●	●	●	occasionally
direct lacquer shiny	●	●	●	occasionally
UV high gloss lacquer	●	●	●	●
UV satin lacquer (effect)	●	●	●	occasionally
UV satin lacquer (plain colours)	●	●	●	●
satin lacquer	●	●		
high gloss lacquer	●	●		
HPL	●	●	●	●
coated in melamine resin	●	●	●	●
lacquer laminate	●	●	●	
lacquer laminate recycled	●	●	●	
polymer glass	●	●	●	●
glass	●	●	●	
real wood lacquer	●			
<b>Worktops</b>				
natural stone	●		●	●
ceramic	●		●	●
HPL	●	●	●	●
HPL PerfectSense®	●	●	●	●

## Quality - Certificates



This range of kitchen furniture has been submitted to safety inspections by LGA QualiTest GmbH's testing and certification center, and the GS test mark confirms that the furniture meets all requirements for safety, load-bearing, material consistency and ease of use. The GS mark also confirms that we are regularly subjected to third-party monitoring, which ensures that the requirements for new products and developments are also met without fail.  
 Note: The GS sign applies exclusively to the listed kitchen furniture and worktops. For items in the category of merchandise (appliances, sinks, accessories, home living furniture etc.) we require the manufacturers to provide confirmation that they fulfill all relevant standards and guidelines. Our fitted kitchens meet the standard of quality DIN EN 14749.



We run a modern environmental, quality and energy management system.  
 (DIN EN ISO 9001, DIN EN ISO 14001, DIN EN ISO 50001)

With DIN EN ISO 9001, we operate a process-orientated quality management system that applies to all areas, from product development to production, assembly and customer service.



As an industrial company we take our share of responsibility for the conservation of nature and are obligated to a constant improvement of the environmental achievement. Therefore we have introduced an environment management system according to DIN EN ISO 14001.

The use of low-emission water-based lacquer contributes significantly to the reduction of emission. For the waste disposal we focus on recyclable materials and ensure that all documented packaging are material processed and that the regulations on packaging are fulfilled.



The ISO 50001 certificate helps to streamline our efficient energy management structure, reduces energy costs and resource consumption, and promotes environmentally friendly practices and sustainability.



ISO 45001 certification promotes a safe and healthy working environment, reduces workplace accidents and downtime, as well as improving employee satisfaction and commitment.



We have successfully accomplished the certification audit according to the guidelines of the PEFC Council. The certificate is available from January 1, 2011.



Recycling certificate:  
 EKO-PUNKT #transport packaging Ph. +49 221 96 48 97 90  
 Our packaging materials are licensed by the management companies. Thereby it is guaranteed that packaging is collected by the waste management partners, documented packaging are material processed and that all regulations on packaging are fulfilled.



The data of the sales book can be downloaded from:

[hks@haecker-kuechen.de](mailto:hks@haecker-kuechen.de)

Our website [www.haecker-kuechen.com](http://www.haecker-kuechen.com) and access to our Extranet give you the opportunity to do business with us online.



The SlightLift was awarded the Red Dot Award 2018 Honourable Mention. The Red Dot is an internationally recognised and sought-after seal of design quality. The Honourable Mention is awarded by the Red Dot jurors for a particularly well-executed aspect of design work.



We are an authorised member of the marketing association A30 Küchenmeile e.V.

## Quality - Certificates



The "golden M" quality mark for furniture stands for tested furniture quality and confirms that furniture products have passed strict tests with regard to their safety, health compatibility and suitability for use. The benefits include consumer confidence in the safety and quality of furniture products, compliance with strict environmental standards during production, high-quality workmanship and materials and support for sustainable purchasing decisions and environmentally conscious consumption.



The emissions label as part of the DGM Climate Pact for the Furniture Industry serves to provide consumers with transparent information about the environmental impact of furniture products. It refers to the labelling of emissions generated during the entire life cycle of a piece of furniture, including production, use and disposal. The label supports environmentally conscious purchasing decisions by enabling consumers to identify and choose furniture products with a low environmental impact. It helps to promote environmentally friendly practices in the furniture industry and supports the conservation of natural resources and the protection of the environment

The RAL quality mark "Climate-neutral company" confirms that Häcker has set up its business activities and processes to be climate-neutral. This includes the reduction of greenhouse gas emissions and the compensation of residual emissions by supporting environmental projects. The quality mark symbolises our commitment to environmental protection and sustainability.

The RAL quality mark "Furniture tested for harmful substances" confirms that furniture products have passed stringent tests for harmful substances and health safety. This quality mark indicates that the furniture products fulfil the criteria relating to the emission of harmful substances and are therefore safe for use. It promotes consumer confidence in the compatibility of furniture with regard to health, supports a healthy living environment and encourages consumers to make environmentally conscious and health-conscious purchasing decisions.



Furniture Made in Germany  
RAL Quality Mark Furniture "Made in Germany" indicates that furniture products have been manufactured according to strict German quality standards.

The benefits include high product quality and durability, a high level of craftsmanship and manufacturing precision, strict quality controls during the manufacturing process, the use of high-quality materials and sustainable production practices, as well as consumer confidence in the quality and safety of furniture products.

In order for a company to be granted the label, construction, assembly and quality assurance must be carried out in Germany. Furthermore, manufacturing processes which are closely bound to the quality of the final product must also predominantly take place in the country.



As a member of the Climate Protection Wood Industry Initiative, we are committed to the guidelines for sustainable and climate-friendly development. We are committed to regularly monitoring our CO2 emissions and taking every effort to reduce them. Avoidable emissions can be identified on the basis of the CO2 footprint review, which is drawn up on a regular basis, and reduced through specific measures.



As a member of the Climate Protection Wood Industry Initiative, we are committed to the guidelines for sustainable and climate-friendly development. We go one step further and can call ourselves climate-neutral.

Based on the carbon footprint we have drawn up and the reduction measures we have introduced, we offset these unavoidable emissions by promoting recognised climate protection projects that offset the equivalent of the carbon dioxide produced elsewhere. This is achieved through the purchase of climate protection certificates.

The funds are channelled into projects that finance reforestation efforts in the rainforest or green electricity plants in emerging countries, for example. The projects we support promote environmentally friendly and sustainable development worldwide.



We were honoured by the German Institute for Product and Market Evaluation GmbH as a Quality Brand 2025.

This special award is the result of a comprehensive market research study. As part of this study, millions of data points from the internet and social media were systematically recorded and analysed.

The study focussed in particular on content in which brands were associated with key quality features - including high performance, reliability, quality of workmanship, customer focus and technical expertise.

## Quality - Certificates

### PerfectSense®

The high-quality PerfectSense® surfaces convince with visual perfection as well as high resilience and durability. The surfaces finished with a layer of lacquer give the kitchen an exclusive and noble character.

The anti-fingerprint feature of the matt PerfectSense® surfaces prevents marks even on frequently touched surfaces. PerfectSense® high-gloss impresses with a very special surface smoothness, depth and special gloss effect.

### TOUCHfree anti finger print



Our anti-finger print surfaces are produced with an innovative varnishing method. This lacquer has a special microsurface particle structure, which seamlessly aligns to each other. This lacquering method ensures quick evaporation of water based finger prints.

Therefore the surfaces are particularly resistant to finger prints. Marks with a high natural oil content may still be visible but due to the high quality of the lacquer it can be easily cleaned.

### PUResist water protection system



#### PUResist water protection system

We have changed the bonding system of our formed edges of fronts, carcass parts and surrounding materials and focus on an improved technology, based on a physical / chemical setting of the adhesive.

#### Quality arguments:

higher thermic resistance through physical / chemical setting (e.g. under higher impact of heat such as container transport)  
optimal protection against ingress of moisture.

### PURemission air protection system



Due to a careful selection of our composite wood products and of our suppliers, we have succeeded in optimally reducing the formaldehyde emissions of our products. We fulfil not only the requirements of the ChemVerbotsV (provision on prohibitions concerning the diffusion of hazardous substances), more precisely of the new E05 standard, which has come into force on the 1st of January 2020, but also the higher US standards of TSCA Title VI, which correspond to the Californian CARB2 requirements.

Our PURemission standard provides the best conditions for a healthy inside air and therefore sets high standards both for our customers and for a better environment.

All used materials are destined and suitable for the application area of home furniture/ kitchen furniture.

The materials are subject to continuous monitoring. They are free from pesticides and insecticides. Also we are not aware of any other harmful emissions. The production of the furniture takes place according to industrial methods and standards.

### TESTlab











We offer very high quality in all our products and services. To this end, we are not only certified by independent testing organisations, but have also installed a number of measures for targeted quality improvement, such as our own test laboratory and the precise and digitalised monitoring of all value-added processes.




- On a total area of almost 300 m<sup>2</sup>, currently 13 different tests are carried out (e.g. approx. 200 parts per week are steamed)
- Ensuring the high quality of internal and external machining processes
- Support in the optimization of processes
- Testing and comparing products of various suppliers
- Accompaniment of the development process of new materials
- Security in relation to standards and directives



## Quality - ranges

	<p><b>Laminate</b> (BALL/COMET/ LINEA/METEOR/ TORONTO/SCALA/ UNO/VANCOUVER)</p>	<p><b>Melamine fronts</b> The base material is a substrate wood composite board (FPY) coated in melamine resin and all sides laminate form edge.</p> <p>The wood pattern of fronts with reproductions can misalign within the cabinet fronts. Reclamations due to misaligned wood and structure pattern are not warranted.</p>
	<p><b>HPL</b> (AURA)</p>	<p><b>HPL fronts</b> Decorative laminates based on hardenable resins. Tested and assessed according to DIN EN 438. Consisting of decorative papers impregnated with melamine resin; one or more core layers; back may be sanded or unsanded; the decor side has an impregnated overlay with a melamine resin, according to requirements.</p>
	<p><b>Direct lacquer satin</b> (TOP SOFT)</p> <p><b>Direct lacquer shiny</b> (TOP BRILLANT)</p>	<p><b>Direct lacquer</b> The base material is a 19 mm substrate wood composite board (FPY). The melamine resin coating on the front side also receives a direct lacquer. There is a narrow laminate formed edge all around.</p>
	<p><b>Lacquer laminate</b> (VEGAS)</p>	<p><b>Lacquer laminate fronts</b> Lacquer laminate stands out due to a special optic, quality and manufacturing process. The base material is a substrate wood composite board (MDF) which is coated with a polymer laminate on the front. Additionally the surface is coated with a lacquer. Thereby a high surface smoothness and scratch resistance is achieved. There is a laminate formed edge all around. Note on the surface and edge: Due to the material constellation, the colour shade may vary in brightness depending on the effect of light.</p>
	<p><b>Lacquer laminate - recycled</b> (RAVENNA/ROMA)</p>	<p><b>Lacquer laminate fronts</b> Lacquer laminate stands out due to a special optic, quality and manufacturing process. The base material is a substrate wood composite board (MDF) which is coated with a polymer laminate on the front. Additionally the surface is coated with a lacquer. The laminate has a high recycled content Thereby a high scratch resistance and a high level of satin effect is achieved.</p>
	<p><b>UV high gloss lacquer</b> (PERFECT BRILLANT)</p>	<p><b>UV high gloss lacquer fronts</b> The base material is a 19 mm substrate wood composite board (MDF) coated in melamine resin. On the front, the coloured coating is finished with a single layer of high-gloss lacquer (UV-hardening water varnish). All four sides are finished with a shiny PUR glued edge.</p>
	<p><b>UV satin lacquer</b> (CALGARY/KINGSTON/ MONTREAL/ PERFECT SOFT)</p>	<p><b>UV taupe lacquer fronts</b> The base material is a 19 mm substrate wood composite board (FPY/MDF) coated in melamine resin. On the front, the coloured coating is finished with a single layer of satin lacquer (UV-hardening water varnish). All four sides are finished with a PUR glued edge.</p>
	<p><b>Satin lacquer</b> (PORTO)</p>	<p><b>Satin lacquer fronts</b> The base material is a substrate wood composite board (MDF) with a paintable priming paper. The edges are smoothed, sealed and filled in a special process. The fronts are coated in satin lacquer. Structured lacquers make an important contribution to protecting the environment. The water-soluble lacquer system is virtually solvent-free and, of course, contains no formaldehyde. Exposure to UV light produces extremely tough, first-class lacquered finishes that are highly resistant to chemicals and withstand any amount of wear and tear. taupeed lacquer is distinguished by its elegance and high resistance of light.</p>

## Quality - ranges



**High gloss lacquer**  
(FARO)


### High gloss lacquer fronts

Substrate wood composite boards (MDF) in various material thickness with melamine coating on one side (primer suitable for lacquering) on melamine base (decorative paper impregnated with melamine resin is pressed directly on to the baseboard in the manufacturing process) serve as base material for high gloss lacquered kitchen furniture fronts. The surface and the edges are smoothed, sealed and filled in a special process. Following preparation in this way the fronts are given several coats of polyester lacquer to produce an absolutely smooth, even surface. Finally, one coat of high gloss polyurethane lacquer is applied in a final step.

### Care sets and touch-up see chapter; spare parts:

Care kit 2: PS1908

Touch-up material: wax (WK1997), Touch-up pen (RS1998)




**Polymer glass**  
(SMART)

The base material is a substrate wood composite board (MDF) with a 2 mm thick polymer coating on the front. The back side has a polymeric backing of 2 mm.

The coating and the surrounding laminate PVC edge are chamfered to create the glass look.

Polymer glass has an extremely resistant surface and withstands chemical and mechanical stresses.



**Wooden fronts**

As wood is a living material, it should not be kept in very moist or very dry air. Otherwise the wood will start to warp by shrinking or expanding. Processed wood is used to a humidity of 45 - 70 % (measured by using a hygrometer).

High humidity can be reduced by improving the isolation or the air circulation in the room.

The problem of dry air can be improved by hanging a humidifier on the radiator.

As wood is a natural material, there will always be differences in colour and graining. Even different lighting can change the appearance of the wood. Over the years colour changes may also occur where sunlight shines on different areas of the wood.



**Ash lacquer**  
(BRISTOL/HAMPTON)

### Real wood fronts lacquer

with real wood frame and veneered center panel. The fronts are additionally varnished on both sides with a matt 2 component varnish. The varnishes used are water-diluteable pigment varnishes for wooden surfaces.

The wood pattern of fronts with veneer can misalign within the cabinet fronts.

Reclamations due to misaligned wood and structure pattern are not warranted.

### Care sets and touch-up see chapter; spare parts:

Care kit 1: PS1908

Touch-up material: wax (WK1997), Touch-up pen (RS1998), Varnish pen (VS2000)

## Quality - carcass

### Standard carcass KI = crystal white



material thickness 16 mm for sides and shelves  
19 mm for shelves

laminate PVC edges (1.3 mm - 1.5 mm):  
PUR-bonding on all front edges

laminate PVC edges (0.4 mm - 0.5 mm)  
PUR-bonding on all horizontal and rear edges

Carcass joints are made using solid beechwood dowels  
8.0 mm x 30.0 mm using B1 dispersion adhesives

\*Base unit: The front edge of the  
front traverse is crystal white  
tall unit: Top and bottom shelf KA: crystal white

KA: see overview, chapter surrounding design  
KI: crystal white  
KK\*: same as KA

valuable look  
perfect carcass protection

easy-care  
uniform colour, especially the carcass underside of wall units

wall unit = row of dowelling with 5 wooden dowels,  
base unit and tall unit = row of dowelling with 7 wooden dowels

For the carcass colours graphite an black,  
the colour of the front edge traverse is titanium

### design carcass KI = KA




#### 4059 titanium

KA/KI/KK same as KA

NEW

#### 4085 natural fine oak


KA/KI/KK same as KA



#### Visible sides

visible sides choice in  
shiny\*  
lacquer BRISTOL, HAMPTON  
lacquer PerfectSense® PERFECT BRILLANT, PERFECT SOFT

Instead of carcass sides, visible carcass sides  
can be adapted in the given colour.  
The visible carcass side front edge  
The visible carcass side front edge is adapted in colour  
of the visible carcass side.  
\*The visible side finish shiny KE is not available in combination  
with the design carcass 4059 titanium and 4085 natural fine oak.



#### Carcass drilling

Construction shelves for base and tall units from carcass  
depth 56 cm onwards will receive holes in the  
back to simplify plinth feet adjustment.



#### Shelves

The shelves are always 19 mm thick and directly coated particle  
boards (FPY/FPO) with decorative melamine coating on both sides.  
Melamine edging on 3 sides.  
PVC edges on all front edges (1.5 mm PP).

#### Number shelves:

Base unit with drawer	1 piece
Base unit with continuous door	2 pieces
Wall unit 52 cm:	1 piece
Wall unit 65 cm:	1 piece
Wall unit 78 cm:	2 pieces
Wall unit 91 cm:	2 pieces
High load-bearing capacity with safety pin	

#### Metal shelf supports

#### Glass shelves

clear glass, edges smoothed and polished  
safety glass  
up to 60 cm 5 mm thick, from 80 cm 8 mm thick



#### Wall unit suspension

not visible wall unit suspension  
Fitting rail

#### Back panels

full metal

HDF/MDF-plate 3 mm  
on both sides crystal white

3-way adjustment from the interior:  
height adjustment  $\pm 9.0$  mm  
depth adjustment up to 24.0 mm  
lateral adjustment about  $\pm 3.0$  mm.

The suspension rail has to be fitted securely with the  
dowels and screws supplied to create a safe and strong  
connection to the wall

capacity:  
50 kg/m<sup>2</sup> bearing area (shelves)

safe and robust

**Quality**  
for ART handleless



**Cut-outs for channel handles**

Carcass sides will be delivered pre-routed and are ready for installation



Visible carcass sides are routed for the channel handles available for all carcass colours and visible sides

picture shows 305 white matt



**Light profile for channel handle for L- and C-channel under the worktop**

metal profile with LED technology with individual colour temperature change 2700-6400 K, 10 W/m























**Wall units**

The bottom shelf features a glued in profiled railing that allows the wall unit to open.



Vertical channel handle with cap at the end

finishes:

			
377 crystal white matt	305 white matt	363 taupe matt	319 crema-magnolia matt
			
340 cashmere matt	378 pearl grey matt	376 graphite matt	355 black matt
			
321 eucalyptus matt	358 greige matt	344 azure matt	372 ocean matt
			
306 natural umber matt	368 <i>NEW</i> sand grey matt	395 <i>NEW</i> stone beige matt	317 <i>NEW</i> emerald green matt
			
320 stainless steel col. brushed	323 bronze col. brushed	364 gold coloured brushed	386 graphite brushed

order number and finishes see chapter ART handleless base unit page T2/3

not available for:  
hob with front ventilation  
corner base units 80/80 and 90/90 cm  
divided dishwasher front

Dishwashers must always be planned under the L-channel  
Channel handle cannot be adapted on site

stainless steel col.

Finishes see above

## Quality - drawers and pull-outs

### Metro

#### drawer Metro Line R



drawer without surcharge

Capacity incl. net weight (front, handle and drawer):  
drawer: 40 kg

Frame and metal back panel  
Perfect look, robust, powder coated  
easy to clean as there is a moulding strip between the bottom,  
radius 1 mm  
Synchronized runners guarantee smooth gliding  
High stability  
The adjustment system makes it possible to position the  
the front panel exactly. No tools required.

Finish: platinum

16 mm material thickness for drawer and pull-out bottoms in dark grey  
fully extendable drawer system with self-closing  
and soft-closing system  
Anti-slip mat at an extra charge

#### pull-out system:

The inclination of the pull-outs can be adjusted by  
internal screws in the back. No lateral external access.

#### pull-out Metro Line R (131)



pull-out without surcharge

capacity incl. net weight (front, handle and pull-out):  
pull-outs 30-60 cm wide: 40 kg  
pull-outs 80-120 cm width: 70 kg

#### incl. front support:

pull-out fronts 58.1 - 75.1 cm

#### pull-out Metro box R (132)



Surcharge for pull-out Metro box  
MP-BOX 36.40 points per pull-out

capacity incl. net weight (front, handle and pull-out):  
pull-outs 30-60 cm wide: 40 kg  
pull-outs 80-120 cm width: 70 kg

Frame thickness 16 mm  
The sides are closed

#### pull-out Metro glass R, clear glass 8 mm thick (133)



Surcharge for pull-out Metro Glas  
MP-GLAS 36.40 points per pull-out

capacity incl. net weight (front, handle and pull-out):  
pull-outs 30-60 cm wide: 40 kg  
pull-outs 80-120 cm width: 70 kg

clear glass  
Instead of the railing  
glass sides are provided.  
All other equipment is equal to the standard pull-out system

## Quality - hinges

### Quality - storage systems

#### Hinge with integrated damping



quick-mounting, no tools required

soft closing

kinematics

No tools are required for the assembly or disassembly. By pressing a finger lightly on the concealed button, the hinge detaches in an ergonomical motion from the button and the hinge joint.

The doors close in a smooth course of motion and the automatic self-closing provides a safe closing from a closing angle of 35°. Opening angle 110°.

Minimal joint also for doors with smaller radius. A perfect pattern of joints is achieved by the new direct-adjustment of depth and optimization of the height and depth adjustment.

overlay adjustment +0.5 mm/ -4.0 mm;  
height adjustment +2.0 mm/ -2.0 mm;  
depth adjustment +2.0 mm/ -2.0 mm).  
Metal cover caps are provided.

Tested quality with certificate

Topmost stability of the overall system ensures long life expectancy even under high demands. Excellent damping effect and long life expectancy, tested over 80000 cycles. Full serviceability in temperature range from 5° to 40°.



#### flap doors

wall units and tall units  
all-metal fitting with continuous lift-up mechanism  
and soft-damping  
crystal white

Glass wall units: crystal white resp. titanium

opening angle up to 107°



#### Corner base unit with swivel shelves LeMans

Finish interior equipment: platinum  
drawing: LeMans

capacity per swivel shelf 25 kg  
**metal strip railing**

Food safe powder-coating

**Click Fixx:**  
for easy fitting and security  
for adjustment of the top shelf in height

#### Semi-circular swivel shelves with metal strip railing

Finish interior equipment: platinum

capacity per swivel shelf 15 kg

**metal strip railing**  
Food safe powder-coating



#### Base unit with partition for baguette

Finish interior equipment: platinum

capacity pull-out  
30 cm, 7.5 kg



#### Base unit for towels and cleansing detergent

Finish interior equipment: platinum

capacity pull-out  
15 cm, 6 kg

## Quality - storage systems



**Base unit with cooking AGENT and soft-closing system**

capacity  
max. 16 kg

Finish interior equipment: platinum



**Base unit for provision**  
clip-on shelves with fixed bottom and metal strip railing

capacity  
30 cm per basket 12 kg

Finish interior equipment: platinum



**Base unit for provisions with internal pull-outs behind door**

internal pull-outs with laminate panel  
with spacer

Finish interior equipment: platinum

**Metro Line R (131)**

**Metro box R (132)**



**Base unit for provisions with internal pull-outs behind door**

internal pull-outs with glass panel  
with spacer

Finish interior equipment: platinum

**glass R, clear glass 8 mm thick (133)**



**Tall unit for provisions with metal strip railing**

With fully extendable pull-out clip-on shelves  
with fixed bottom and metal strip railing

Finish interior equipment: platinum

capacity  
30 cm - 40 cm per basket 18 kg

## Quality - storage systems



### Tall unit for provisions with tandem swivel pull-out

clip-on shelves with fixed bottom and metal strip railing

drawing: tandem swivel pull-out

capacity  
60 cm pull-out shelf 10 kg/shelf  
door shelf 4.1 kg/shelf

### Tall unit for provisions with tandem door shelf

clip-on shelves with fixed bottom and metal strip railing


capacity  
60 cm door shelf 4.1 kg/shelf



### Base unit resp. tall unit for provisions angled with tandem swivel pull-out

clip-on shelves with fixed bottom and metal strip railing

capacity  
30 cm 10 kg/shelf



### Plinth system Synthetic plinth feet

Plinth feet heights  
10/15/20 cm optional

Plinth panels  
with sealing profile

Robust, easy to fit  
humidity protection  
air circulation

Further adjustment possibilities  
of plinth feet = +/- 20 mm

Continuous, removable,  
Fitted with a clip and to be easily  
removed to clean the floor underneath the units



### Anti-slip plate Order number/ order code: RH66 pack of 10 pieces

to protect carcasses from slipping in island plannings  
and silent-move compact unit



### Plinth drawer

50 - 60 cm wide  
available from 15 cm plinth height upwards

Metal frame  
stainless steel coloured  
fully extendable plus self-closing

Not available for  
at the end of a run, next to freestanding appliances,  
underneath corner base units, underneath base units 80-120 cm width,  
underneath tall units